



your **ART** class
one lesson • one hour • once a week

Welcome to Art Lessons that Fit You

- Each lesson has black and white drawings that can be completed using colored pencils, markers, watercolors, or crayons. You will also need pencils and erasers. Artists erase a lot! Play the music suggested, or play your own.
- Cardstock is recommended to do the artwork on because it is thicker than regular copy paper, and therefore easier to work on. You can order it on line or office supply stores carry it. Cardstock is a standard 8 ½ x 11 size.
- If you want to print out the color samples, just use regular copy paper and save that cardstock for some super artwork.
- Your Art Class is encouraged to draw your own rendition of the art lesson if not initially, then eventually. Everyone has different abilities. The idea is to complete a black and white drawing, then try another one, then draw the subject of the lesson on your own, your way. Repetition is the way to learn.
- .Encourage yourself, encourage someone else! You are doing great.
- Pay attention to the background! Make sure it is complete! Score with art!
- Check the finished piece to see if it is signed and dated every time.
- Each student should try to come up with a title for their individual completed art work. Some students may need assistance. Always Fun!
- Your Art Class recommends an Art Portfolio (Binder) for each person with plastic sleeve sheet protectors to put the artwork in. Design a cover.
- Some students, or members of Your Art Class like to write stories or poems inspired by their artwork. Add that to your portfolio.
- Add a guest page to the portfolio for friends and family comments. Your Art Class calls it a book signing.
- You can order readymade picture framing mats that fit an 8 1/2 x 11 page.
- Relax and enjoy the art process. You are in it and it fits you.

Series F, Fourth Quarter of the Year

October, November, December. E-Weeks 40 – 52

The birthstone of the month is featured along with a shape. A variety of other subjects are included in the 13 weeks of lessons covering different aspects of art, Enrichment ideas, and Music suggestions. Complete a lesson then try it a different way, then draw it on your own. Do a different lesson each week, unwind and enjoy as you learn. These digital art lessons and drawings are suited for all ages and abilities. Be smart, make art!

- 118 printable pages included with 39 color examples and 66 black and white drawings

OCTOBER:

- F-40 "Your Art Class Owns October Opals". The hexagon and cubism. 8 pages.
F-41 "Your Art Class Stares at Pantheras". Lion, tiger leopard; pattern. 9 pages.
F-42 "Your Art Class Builds a wreath". Halloween wreathes and black. 9 pages.
F-43 "Your Art Class Watches Peacocks". Hues of different colors. 9 pages.

NOVEMBER:

- F-44 "Your Art Class Squares the Topaz". November and Copying. 8 pages.
F-45 "Your Art Class Contrasts Pandas". Use of Contrast with a pandas. 10 pages.
F-46 "Your Art Class Belts a Galloway". Cow with Artistic techniques. 8 pages.
F-47 "Your Art Class Welcomes with a Pineapple". Shading centerpiece. 9 pages.
F-48 "Your Art Class is thankful for a Blanket". Repetition. 12 pages.

DECEMBER:

- F-49 "Your Art Class Loves Blue December". Pentagon, pointillism. 8 pages.
F-50 "Your Art Class Dances the Nutcracker". Traditional design. 11 pages.
F-51 "Your Art Class Hangs Stockings". Warm Colors at Christmas. 9 pages.
F-52 "Your Art Class Sits in a Pear Tree". The Piece, the work finished. 8 pages.



your **ART** class
one lesson • one hour • once a week

Series F, 4th Qtr, Week 40: **Your Art Class Owns October Opals**


Opals are a hydrated form of silica and are considered a precious gemstone. In Australia, where they have been mined there is a folk story that the Creator came to earth on a rainbow to bring peace and the colors stayed in the opal. The defraction of light through the silica causes the beautiful opalescent colors. Many shells have opalescence. October birthdays enjoy the opal's qualities of good luck, hope, fidelity, peace and a little magic. Also the hexagon shape is magical. The six sided polygon with all interior angles measuring 720 degrees is unique. Bee hives have honeycombs with hexagonal cells that hold honey. Scientists have studied the phenomenon trying to figure out how and why the hexagon is used. They all conclude that it is a unique, compact, economical building and storage block. Your Art Class can create your own unique hexagonal opals for October.

Download and print one of the black and white drawings on to cardstock, complete and add color. This lesson is about cubism; make everything using geometric type shapes rather than shapes of nature. The hexagon is a crossover found in nature. Opals contain many pastel colors.

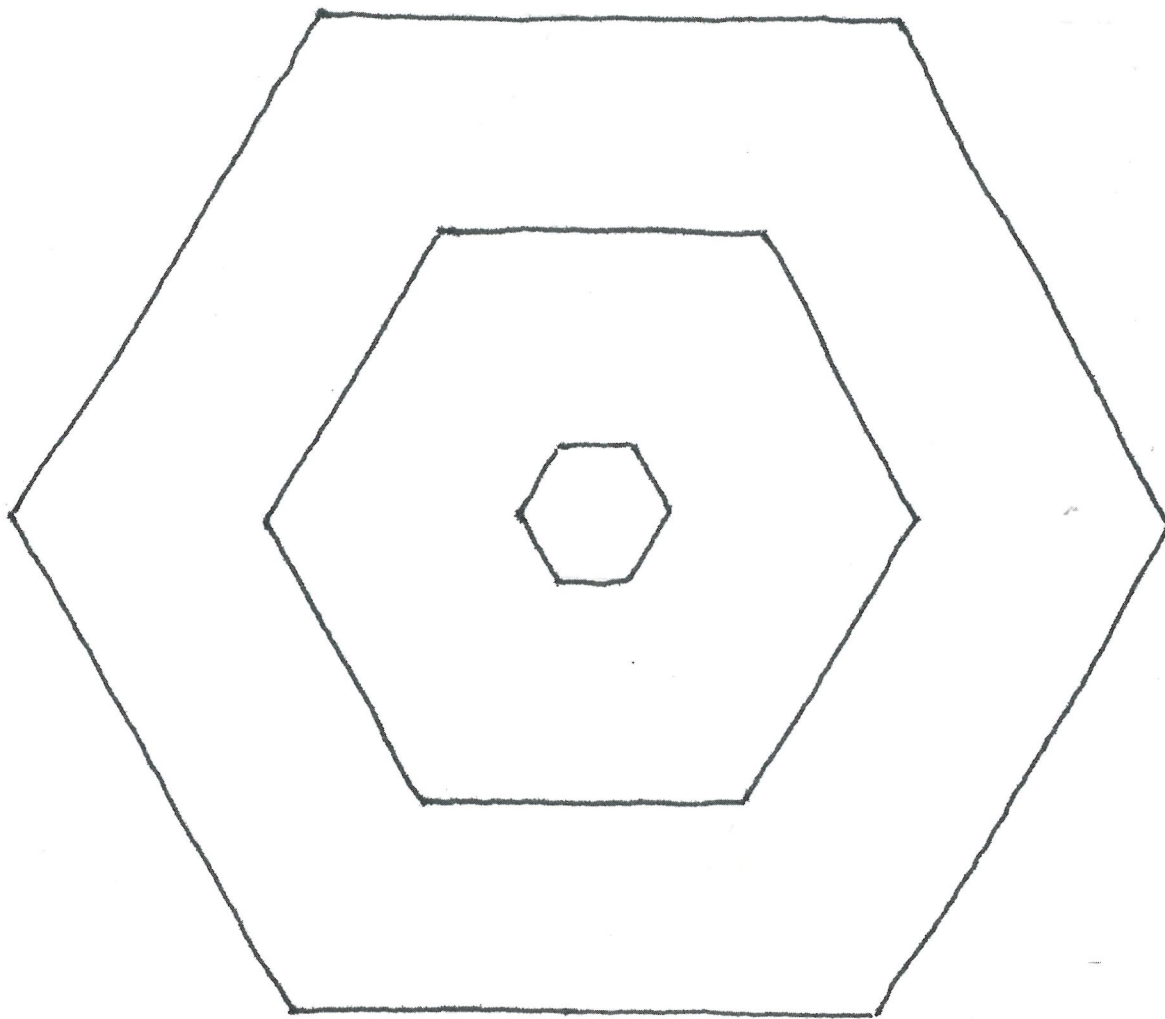
Music Suggestion: Try the soundtrack from the movie "ET". The magic of ET is in October opals. Herbie Mann (1930-2003) is a jazz flute player and Jazz fusion artist who has an album titled "Opalescence." Two other songs with opals: "Dragonfly" by Fleetwood Mac and Sarah Brightman's "Glosoli." For October music try Barry Manilow's "When October Goes" and James Taylor's "October Road."

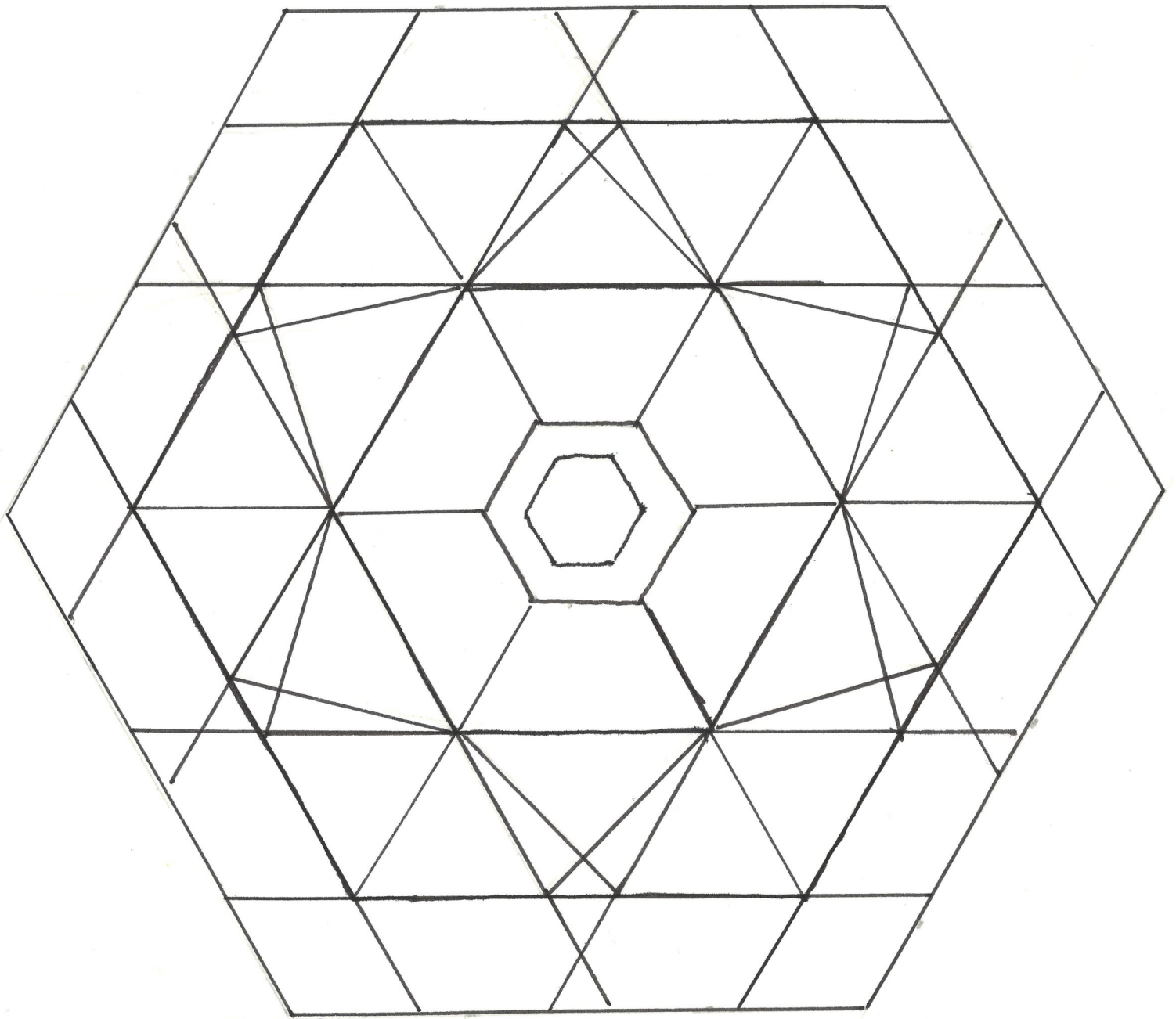
Enrichment: Pablo Picasso's "Painter and the Model" and Georges Braque's "Still Life with Metronome" are two cubist paintings to study. Internet search for opals.

Aspect of Art: Cubism: A style of art that utilizes geometric shapes and designs in creating the artwork. Notable artists of this art movement are Georges Braque, Pablo Picasso, and Paul Cezanne




Opalescence






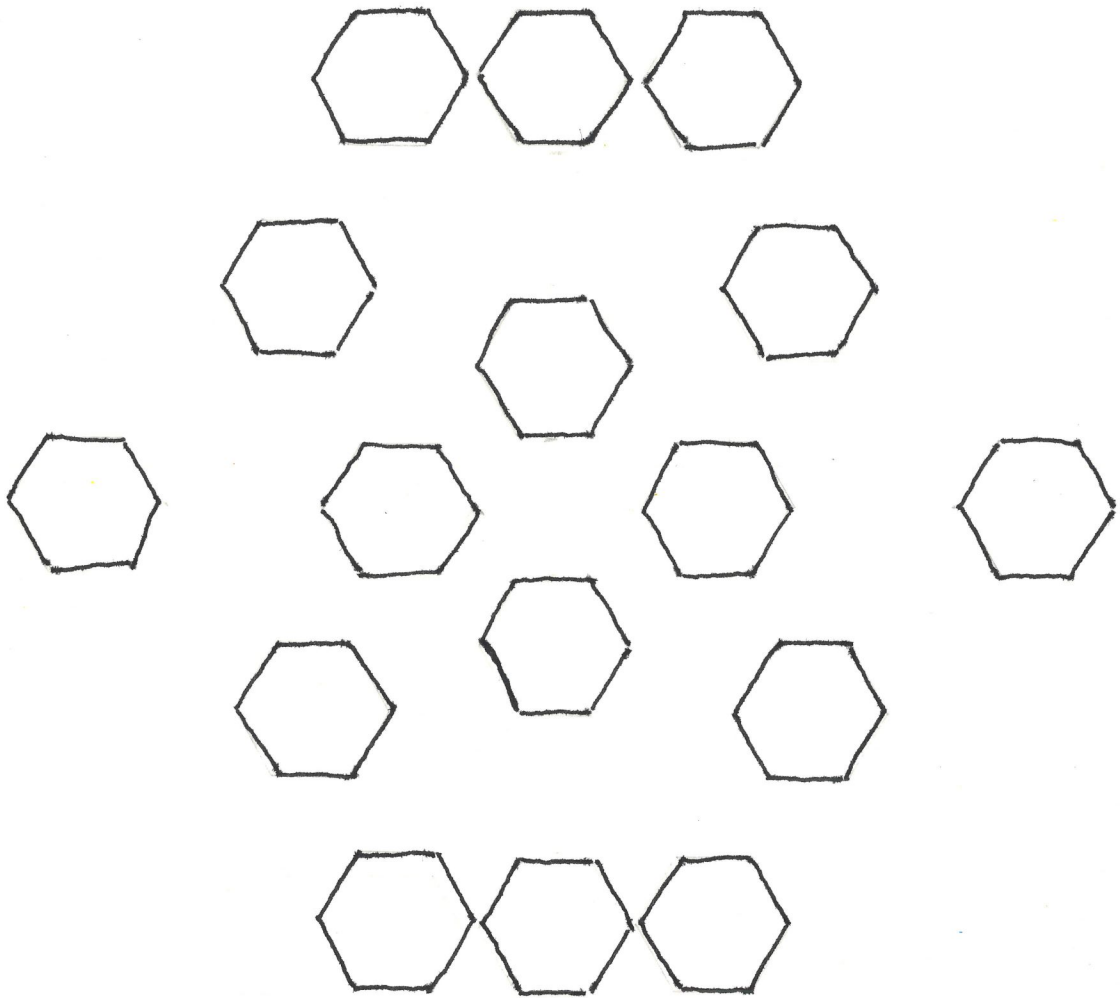


Opal Honey Team





Opal Colors





your **ART** class
one lesson • one hour • once a week

Series F, 4th Qtr, Week 41: **Your Art Class Stares at Pantheras**

Pantheras are the scientific name given to the big cats we know as the lion, the tiger, and the leopard. Panthera Leo is the lion who is native to Africa. The lion lives in a small group called a pride and is a carnivore (meat eater), active at night. The male has an incredible mane with a unique pattern of growth. Panthera Tigris is the tiger from Asia. There are different varieties such as Siberian, Bengal, Sumatran, and Indo-Chinese. The tiger is a solitary carnivore who hunts by night, and does not like the heat. The beautiful stripe pattern is for camouflage. Panthera Pardus is the leopard from South Africa. A solitary carnivore, the leopard likes trees, stalks its prey and has a beautiful pattern for camouflage. Your Art Class can stare at all three cats as you complete this lesson.

Download and print one of the black and white beginning drawings on to card stock, complete and add color. Your challenge is to create a male lion, a tiger, and a leopard showing each one's unique pattern, then try the big cats on your own.

Music Suggestion: For the lion: "The lion Sleeps tonight" by the Tokens and "Lion in winter" by the Bee Gees. For the tiger: "Eye of the Tiger" by Survivor from the "Rocky" movie and "Roar" by Katy Perry. For the leopard: "The man who stole a leopard" by Duran Duran and "Leopard" by Jack Stauber. For all "Born Free."

Enrichment: Norman Rockwell's "Lion and his keeper" is charming. William Redgrave did an interesting abstract titled "Tiger, Tiger." An engraving by Hans Collaert the Younger titled "After Capturing Leopard" brings an awareness of how these beautiful creatures were hunted for their patterns. They have been close to extinction. "Six Felines" by Richard Lydekber includes them all.

Aspect of Art: Pattern: Refers to a shape with limits that is repeated over and over.

Enjoyed this sample?

This is a preview of:

"Series F Quarter 4 (13 Weeks)"

The full lesson pack includes all 13 weeks of art lessons, ready to print and use in your classroom or at home.

Download the complete quarter here:

<https://shop.yourartclass.net/products/series-f-quarter-4-13-weeks>

Type the address above into your browser, or visit yourartclass.net to browse all lessons.