



your **ART** class
one lesson • one hour • once a week

Welcome to Art Lessons that Fit You

- Each lesson has black and white drawings that can be completed using colored pencils, markers, watercolors, or crayons. You will also need pencils and erasers. Artists erase a lot! Play the music suggested, or play your own.
- Cardstock is recommended to do the artwork on because it is thicker than regular copy paper, and therefore easier to work on. You can order it on line or office supply stores carry it. Cardstock is a standard 8 ½ x 11 size.
- If you want to print out the color samples, just use regular copy paper and save that cardstock for some super artwork.
- Your Art Class is encouraged to draw your own rendition of the art lesson if not initially, then eventually. Everyone has different abilities. The idea is to complete a black and white drawing, then try another one, then draw the subject of the lesson on your own, your way. Repetition is the way to learn.
- .Encourage yourself, encourage someone else! You are doing great.
- Pay attention to the background! Make sure it is complete! Score with art!
- Check the finished piece to see if it is signed and dated every time.
- Each student should try to come up with a title for their individual completed art work. Some students may need assistance. Always Fun!
- Your Art Class recommends an Art Portfolio (Binder) for each person with plastic sleeve sheet protectors to put the artwork in. Design a cover.
- Some students, or members of Your Art Class like to write stories or poems inspired by their artwork. Add that to your portfolio.
- Add a guest page to the portfolio for friends and family comments. Your Art Class calls it a book signing.
- You can order readymade picture framing mats that fit an 8 1/2 x 11 page.
- Relax and enjoy the art process. You are in it and it fits you.

Series F, Third Quarter of the Year

July, August, September. E-Weeks 27 – 39

A birth stone of the month is featured along with a different shape. A variety of other subjects are included in the 13 weeks of lessons covering different aspects of art, Enrichment ideas, and Music suggestions. Complete a lesson then try it a different way, then do it on your own. Do a different lesson each week, unwind and enjoy as you learn. These digital art lessons and drawings are suited for all ages and abilities. Shine away the stress and become an artist.

- 111 pages included with 39 color samples and 59 printable black and white drawings

JULY:

- F-27 "Your Art Class and the Teardrop Ruby". Composition and a ruby. 8 pages.
- F-28 "Your Art Class Adopts a Pig". Dominance with a pig. 8 pages.
- F-29 "Your Art Class Designs a Flag". Flags with U S Flag and fabric. 10 pages.
- F-30 "Your Art Class Plays a Juke Box". Tunes and light and dark tones. 8 pages.

AUGUST:

- F-31: "Your Art Class Values the August Peridot". Rectangles and value. 8 pages.
- F-32 "Your Art Class Tastes Honeysuckle". The vine and shadows. 9 pages.
- F-33 "Your Art Class Takes a Tour". Horse and buggy in the foreground. 8 pages.
- F-34 "Your Art Class Blooms with the Magnolia". The use of white. 9 pages.

SEPTEMBER:

- F-35 "Your Art Class Sees September Sapphires". Marquis and cool colors. 9 pages.
- F-36 "Your Art Class Has Chimpanzee Cousin Fun". Unity in art. 9 pages.
- F-37 "Your Art Class Decorates a Tree". Symmetry with design. 9 pages.
- F-38 "Your Art Class Plays the Piano". Rhythm with art and music. 8 pages.
- F-39 "Your Art Class Just Wants Peace". Symbolism with a symbol. 8 pages.

your **ART** class
one lesson • one hour • once a week

Series F, 3rd Qtr, Week 27: **Your Art Class and the Ruby Teardrop**

This series of Lessons revolves around the birthstone of the month with each stone having a particular shape for that month.


For July the birthstone is the ruby and the shape is the teardrop. The ruby is said to be the stone of romance and love, power and protection. It is also called the stone of kings. The rubies with the most beautiful color have historically been mined in Burma. Besides the beautiful ruby red color, the red fluorescence of the ruby was used to make the first laser.

Copy one of the black and white drawings on to cardstock or draw your own teardrop shaped ruby stone. Pay attention to your composition and organize your artwork to tell a story.

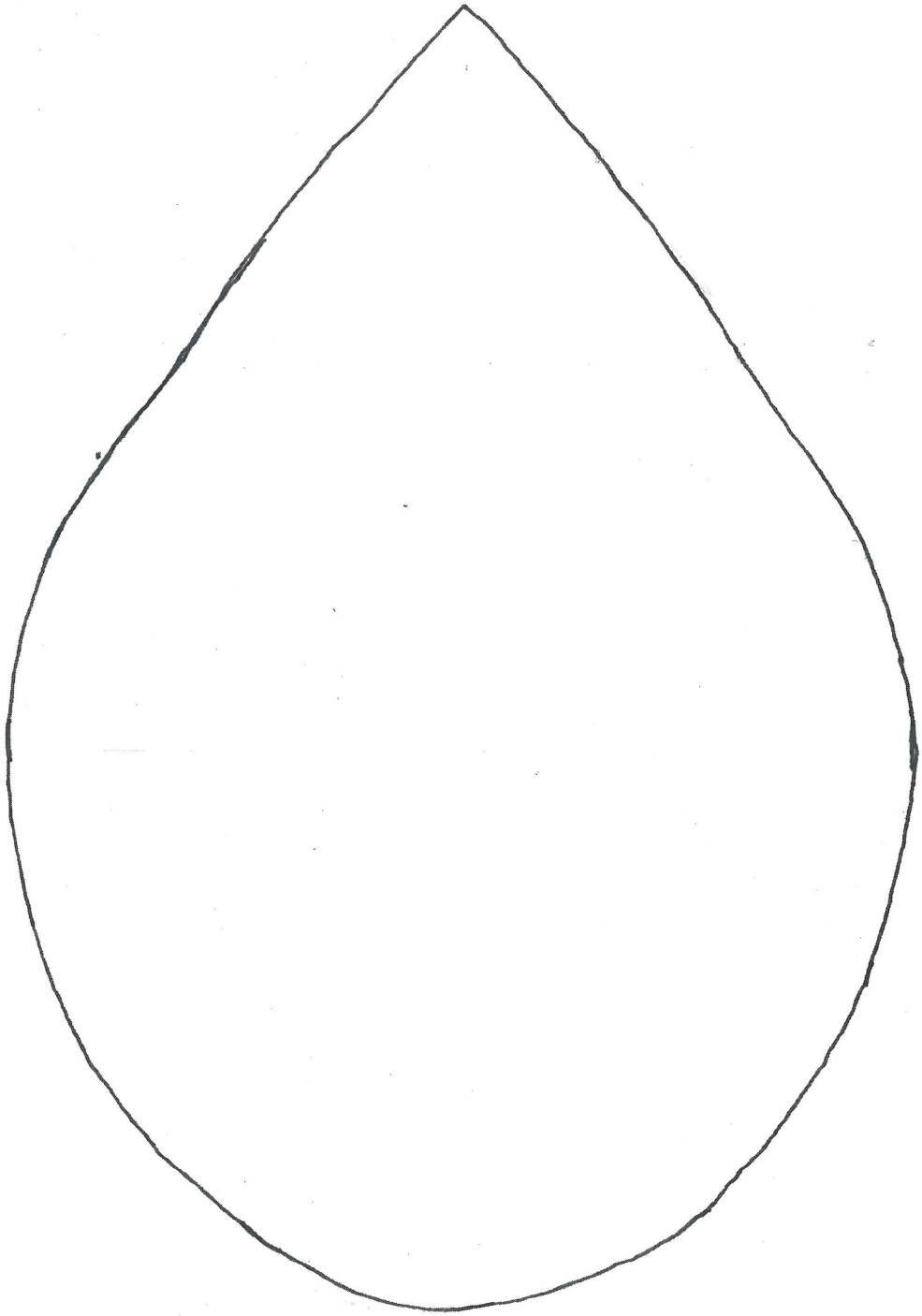
Music Suggestion: Try the Oscar winning instrumental theme from the movie "Ben Hur." Other songs to try are "Lonely Teardrop" by Jackie Wilson; "Raindrops keep fallin' on my Head" by B J Thomas, written by Burt Bacharach; "Ruby Tuesday" by the Rolling Stones; and "Ruby's Stool" by Loretta Lynn as a tribute to her grandmother.

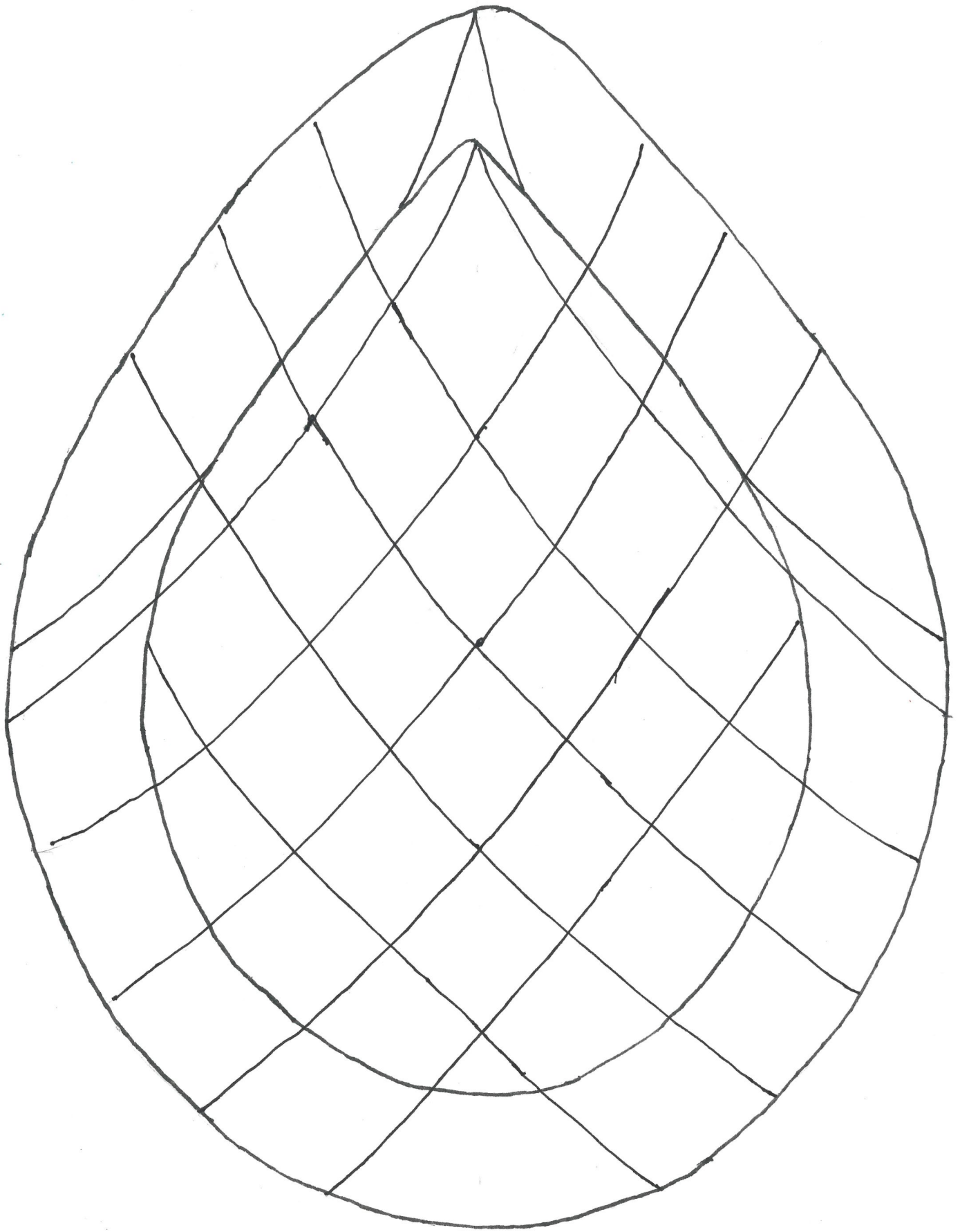
Enrichment: There is a beautiful photo of the famous Russian Ballerina, Anna Pavlova of the Imperial Russian Ballet "Pharos's Daughter" wearing a headpiece with teardrop rubies. The composition in "Wiyala" by Otis Kwame Kye Quaicoe is striking as is her teardrop loop earrings. Master Jeweler Frederic Boucheron created a beautiful butterfly brooch with a ruby center that is in the Albion Art Jewelry Institute.


Aspect of Art: Composition: Refers to the way an artist organizes the art, the piece, or the work.




The Ruby Tear

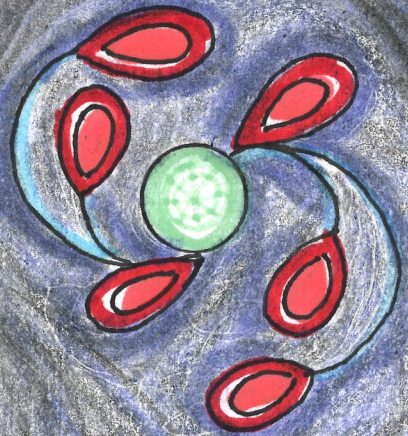






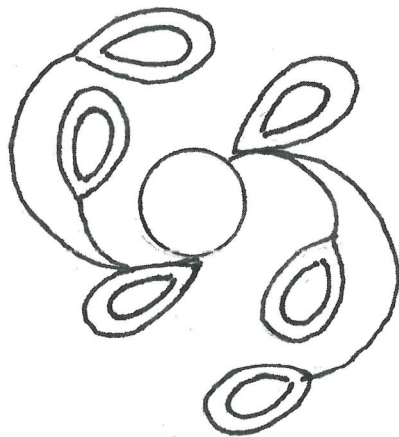


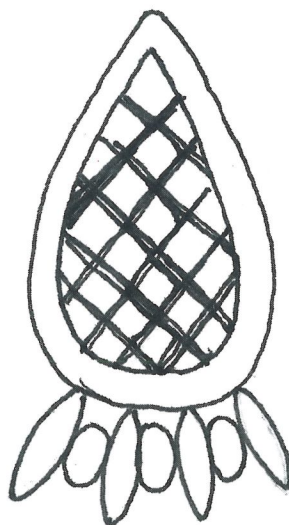
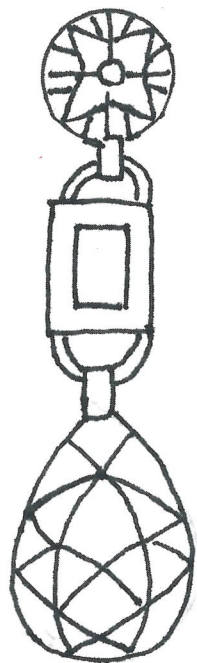


Teardrops





Jewels





your **ART** class
one lesson • one hour • once a week

Series F, 3rd Qtr, Week 28: *Your Art Class Adopts a Pig*

Old McDonald had a farm and on that farm he had a pig with an oink oink here and an oink oink there. Pigs are intelligent and emotional creatures. They are smarter than dogs and are actually very clean. If you want to have a pig for a pet you need to know that baby pigs, or piglets, can be stressed when you first get them. As they grow, pigs develop a keen sense of smell. Some pigs, also called swine, are used to find wild truffles for gourmet lovers. Pigs also like to swim and play so get ready for a swim party. Pigs also have great memories. If Your Art Class wants a pet pig be sure to make your piglet feel the love. If you are not in the market for a piglet, you can create one on paper.

Download and print one of the black and white drawings on to card stock and complete with color. "Party animals" was also done in patriotic colors for July 4. Now, draw your own pig; ee, ii; ee, ii; O.

Music Suggestion: Try the opera "Kingdom of the birds" by Thomas d'Urfey. In 1706 he wrote "Old MacDonal Had a Farm" as part of the opera. Roker, Pink Floyd has a song, "Pigs." The Beatles have a song, "Piggies." The Stanley Brothers' song "Pigs in a Pen" and Mickey Hart's "Pigs in Space" are other songs to try.

Enrichment: The most famous pig is "Wilbur" from the book "Charlotte's Web" written by E B White and illustrated by Garth Williams. The illustrations are an example of dominance in art. Also try Warren Kimble's folk "Black and White Pig." Sharon Cummings did a delightful "Colorful Pig." Folk artist Debbie Mumm has a "Patriotic Pig." You might want to check out "Pigasso," the painting pig on a Farm Sanctuary in Franschnoek, South Africa. The pig paints!

Aspect of Art: Dominance: Is an artist's tool drawing awareness to a main part of the artwork. This can be done with tones, lines, colors, textures, or patterns.

Enjoyed this sample?

This is a preview of:

"Series F Quarter 3 (13 Weeks)"

The full lesson pack includes all 13 weeks of art lessons, ready to print and use in your classroom or at home.

Download the complete quarter here:

<https://shop.yourartclass.net/products/series-f-quarter-3-13-weeks>

Type the address above into your browser, or visit yourartclass.net to browse all lessons.