



your **ART** class  
one lesson • one hour • once a week

*Welcome to Art Lessons that Fit You*

- Each lesson has black and white drawings that can be completed using colored pencils, markers, watercolors, or crayons. You will also need pencils and erasers. Artists erase a lot! Play the music suggested, or play your own.
- Cardstock is recommended to do the artwork on because it is thicker than regular copy paper, and therefore easier to work on. You can order it on line or office supply stores carry it. Cardstock is a standard 8 ½ x 11 size.
- If you want to print out the color samples, just use regular copy paper and save that cardstock for some super artwork.
- Your Art Class is encouraged to draw your own rendition of the art lesson if not initially, then eventually. Everyone has different abilities. The idea is to complete a black and white drawing, then try another one, then draw the subject of the lesson on your own, your way. Repetition is the way to learn.
- .Encourage yourself, encourage someone else! You are doing great.
- Pay attention to the background! Make sure it is complete! Score with art!
- Check the finished piece to see if it is signed and dated every time.
- Each student should try to come up with a title for their individual completed art work. Some students may need assistance. Always Fun!
- Your Art Class recommends an Art Portfolio (Binder) for each person with plastic sleeve sheet protectors to put the artwork in. Design a cover.
- Some students, or members of Your Art Class like to write stories or poems inspired by their artwork. Add that to your portfolio.
- Add a guest page to the portfolio for friends and family comments. Your Art Class calls it a book signing.
- You can order readymade picture framing mats that fit an 8 1/2 x 11 page.
- Relax and enjoy the art process. You are in it and it fits you.

# your ART class

one lesson • one hour • once a week

## Series F, January, February, March. 1st Quarter of the Year. Weeks 1-13

The Birthstone of the month is featured along with a particular shape. A variety of other subjects are included in the 13 weeks of lessons covering different aspects of art, Enrichment ideas, and Music suggestions. Complete a lesson then try it a different way, then do it on your own. Do a different lesson each week, unwind and enjoy as you learn. These digital art lessons and drawings are suited for all ages and abilities. Art is a jewel to help you shine!

- 114 pages. 39 printable color examples. 60 printable black and white drawings

### JANUARY:

- F-1 "Your Art Class and the Garnet Triangle". Design, Triangle, Garnet 8 pages.
- F-2 "Your Art Class Flies on a winged Horse". Fantasy with a Pegasus. 11 pages.
- F-3 "Your Art Class Rides in a Model T". Shape and the Model T Ford. 8 pages.
- F-4 "Your Art Class Talks with a Parrot". Space using parrots. 8 pages.

### FEBRUARY:

- F-5 "Your Art Class Loves the Amethyst heart". February, color purple. 9 pages.
- F-6 "Your Art Class Enjoys boxes of Love". Technique, box grids, hearts. 8 pages.
- F-7 "Your Art Class Reaches High". Giraffes and color value. 8 pages.
- F-8 "Your Art Class Watches a Parade". Mardi gras parade, theme in art. 10 pages.

### MARCH:

- F-9 "Your Art Class Appreciates the Octagon". Aquamarine March stone. 8 pages.
- F-10 "Your Art Class is looking over Oxalis Clover". Color with color wheel. 9 pages.
- F-11 "Your Art Class Tries to Identify a Moth". Realistic design in nature. 10 pages.
- F-12 "Your Art Class Uses Manakin Wings". Manakin birds with variation. 8 pages.
- F-13 "Your Art Class has a Folky Fairy". Garden Fairy and Folk Art. 9 pages.



your **ART** class  
one lesson • one hour • once a week

Series F, 1<sup>st</sup> Qtr, Week 1: **Your Art Class and the Garnet Triangle**

This series of Lessons revolves around the birthstone of the month with each stone having a particular shape for that month.


January's birthstone is the Garnet which is a deep red orange maroon color and signifies the love, passion, and energy of January birthdays. The shape for January is a triangle. The triangle is a geometrical shape. There are scalene triangles with all sides different lengths, equilateral triangles with equal sides, acute triangles with all angles less than 90, right triangles where one angle is 90, and an obtuse triangle where one angle is more than 90. A pyramid is formed with a square base and four triangle sides. Pyramids have been constructed all over the world as sacred burial tombs. In art the golden triangle refers to the composition. Your Art Class can enjoy the magic of the triangle.

**Copy one of the black and white drawings on to cardstock or draw your own triangle garnet stone. The triangular design of the stone is the important feature.**

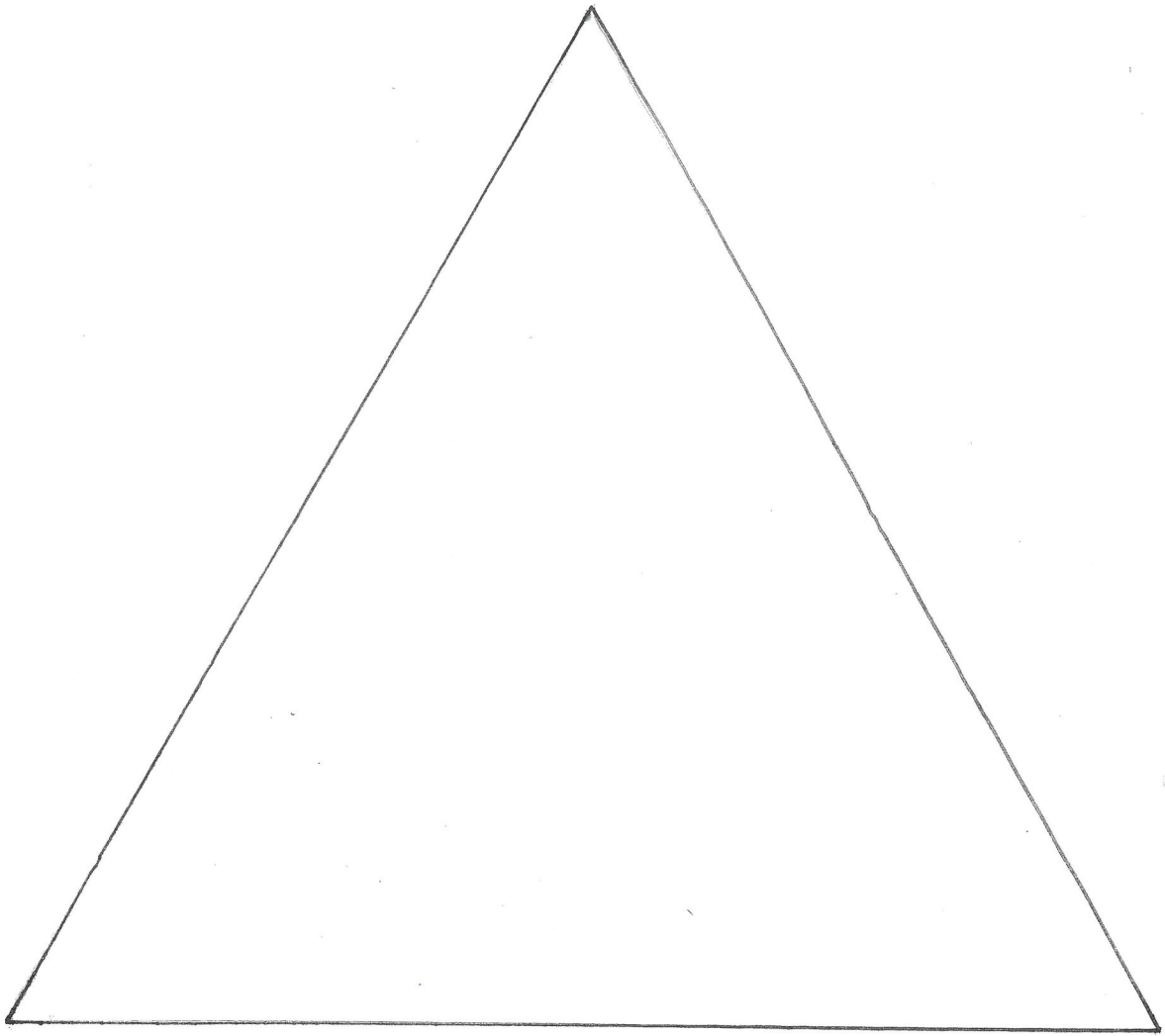
Music Suggestion: Listen to the instrumental award winning theme from the movie "Love Story" by Orchester Anthony Ventura. Patti Paige sang "You Belong to Me" with "see the pyramids along the Nile." Rodd Stewart also recorded the song. Patsy Cline recorded a song titled "Tra le la le la Triangle."

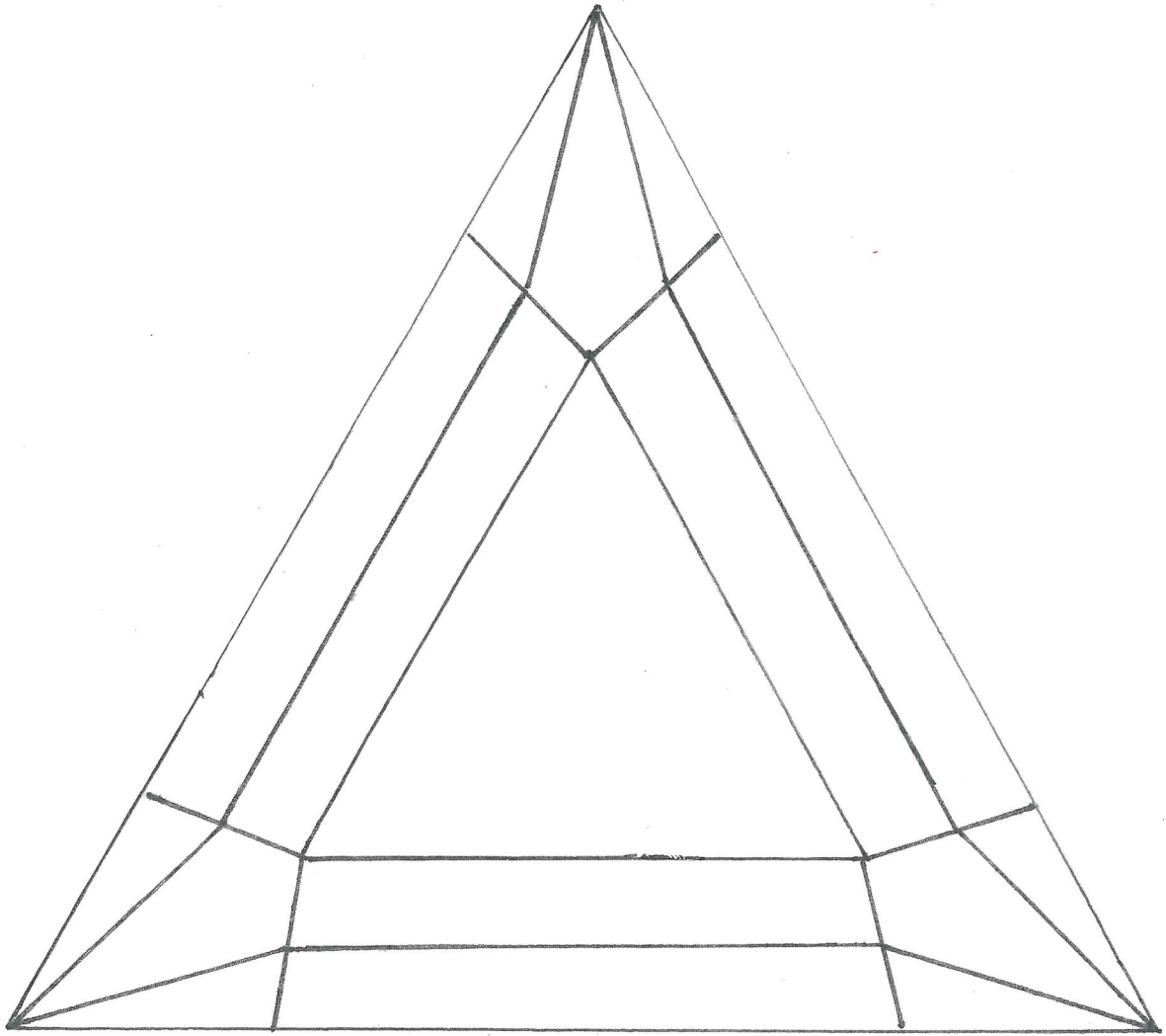
Enrichment: The "Mona Lisa" by Leonardo de Vinci is in the golden triangle shape so check it out. Yoga art "Maha Kali Yantra" by Bodnicitta Art features the triangle. The antique Pyrope Hair Comb from the Czech Republic is adorned with garnets and is in a collection at the Smithsonian Institution. Your Art Class may want to do a little research into all the pyramids that were built in ancient times.


Aspect of Art: Design: A plan or method of making a pattern, shape, or decoration. The pyramids are designs using triangles.



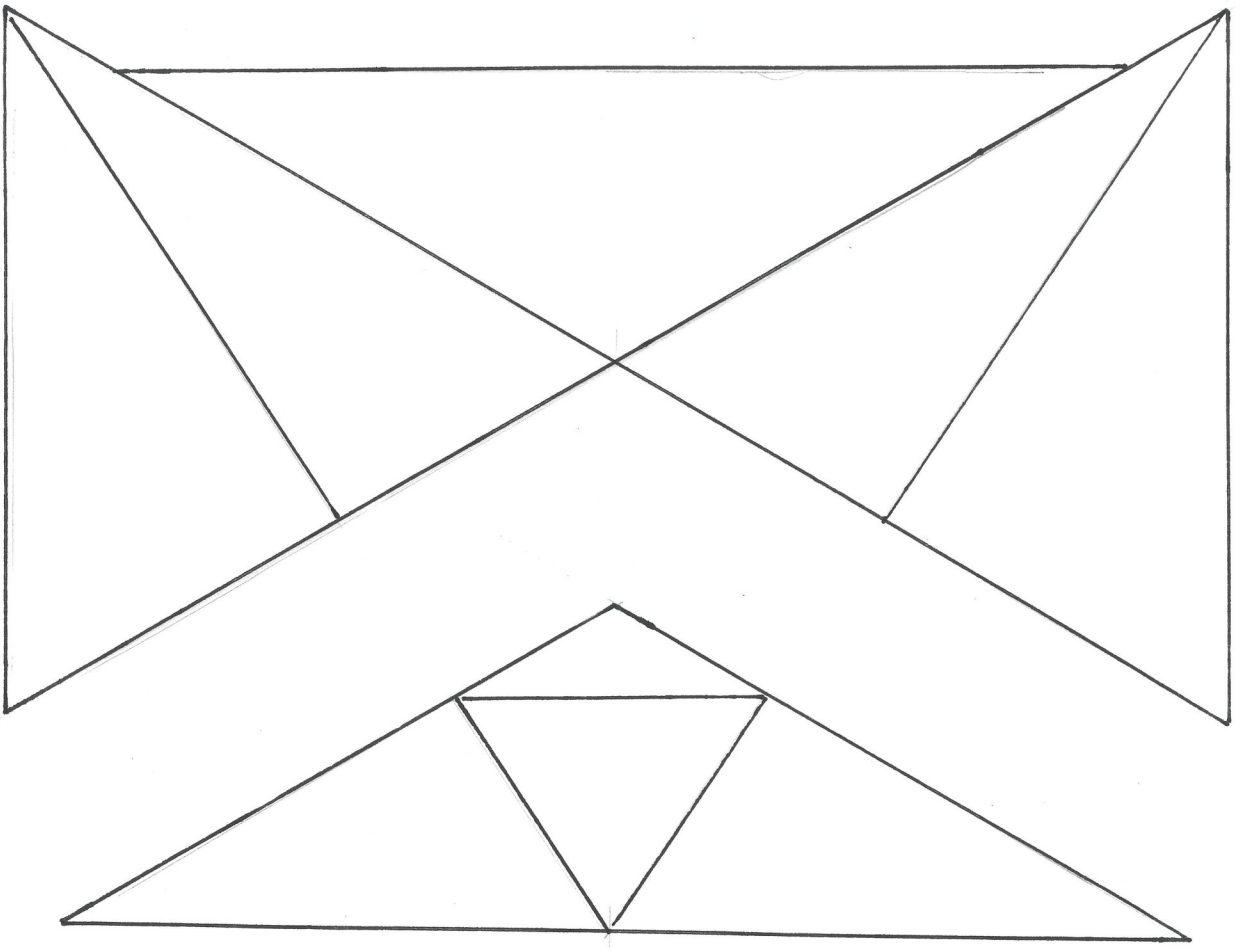
Garnet

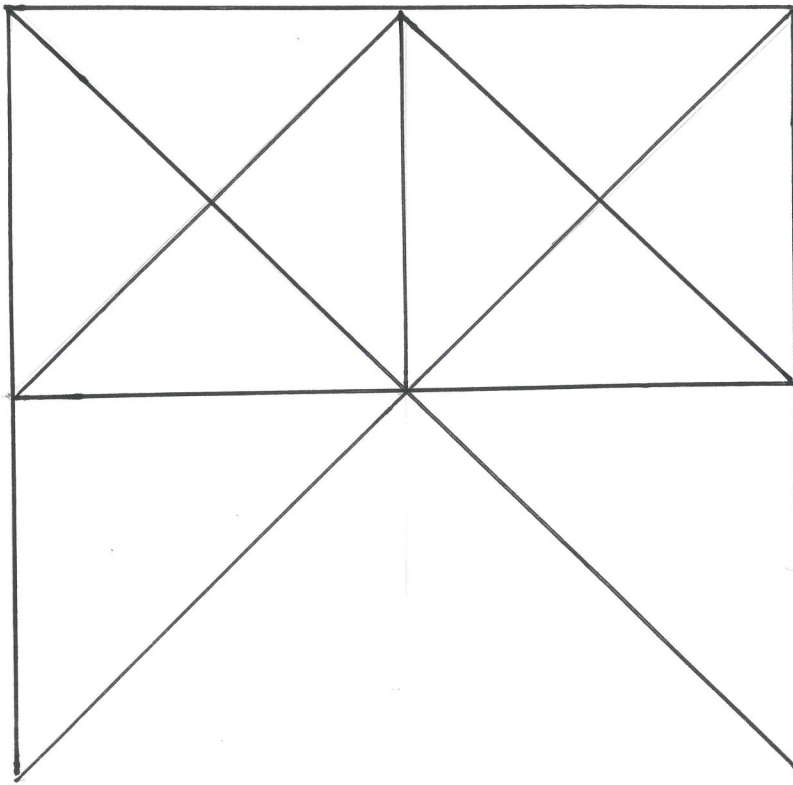







How Many?







Garnet Pyramid



# Enjoyed this sample?

---

This is a preview of:

## "Series F Quarter 1 (13 Weeks)"

The full lesson pack includes all 13 weeks of art lessons, ready to print and use in your classroom or at home.

**Download the complete quarter here:**

<https://shop.yourartclass.net/products/series-f-quarter-1-13-weeks>

Type the address above into your browser, or visit [yourartclass.net](https://yourartclass.net) to browse all lessons.