

# your **ART** class

one lesson • one hour • once a week

## *Welcome to Art Lessons that Fit You*

- Each lesson has black and white drawings that can be completed using colored pencils, markers, watercolors, or crayons. You will also need pencils and erasers. Artists erase a lot! Play the music suggested, or play your own.
- Cardstock is recommended to do the artwork on because it is thicker than regular copy paper, and therefore easier to work on. You can order it on line or office supply stores carry it. Cardstock is a standard 8 ½ x 11 size.
- If you want to print out the color samples, just use regular copy paper and save that cardstock for some super artwork.
- Your Art Class is encouraged to draw your own rendition of the art lesson if not initially, then eventually. Everyone has different abilities. The idea is to complete a black and white drawing, then try another one, then draw the subject of the lesson on your own, your way. Repetition is the way to learn.
- .Encourage yourself, encourage someone else! You are doing great.
- Pay attention to the background! Make sure it is complete! Score with art!
- Check the finished piece to see if it is signed and dated every time.
- Each student should try to come up with a title for their individual completed art work. Some students may need assistance. Always Fun!
- Your Art Class recommends an Art Portfolio (Binder) for each person with plastic sleeve sheet protectors to put the artwork in. Design a cover.
- **Some students, or members of Your Art Class like to write stories or poems inspired by their artwork. Add that to your portfolio.**
- **Add a guest page to the portfolio for friends and family comments. Your Art Class calls it a book signing.**
- You can order readymade picture framing mats that fit an 8 1/2 x 11 page.
- Relax and enjoy the art process. You are in it and it fits you.

## Series E, First Quarter of the Year

### January, February, March. E-Weeks 1 – 13

A Carousel animal of the Month and a carousel from around the world is featured every month along with a variety of subjects can be found in the 13 weeks of lessons. Music and enrichment ideas and an aspect of art are included. Download, complete a lesson, then try it a different way, then do it on your own. Do a new lesson every week and you will grow in artistic skills as you unwind, destress, and have fun. The lessons are suitable for all ages. Start with art! Covering different Aspects of Art, Enrichment, Music Suggestions

- 106 pages with 39 printable color examples and 54 printable black and white drawings

#### JANUARY:

|     |  |          |
|-----|--|----------|
| E-1 | "Your Art Class Prances". Black and the emotions of color. | 8 pages. |
| E-2 | "Your Art Class Does a flower pop up". Contemporary art.   | 8 pages. |
| E-3 | "Your Art Class Strums". Rhythm with a Guitar.             | 8 pages. |
| E-4 | "Your Art Class is a Pansy". Artistic License is taken.    | 8 pages. |

#### FEBRUARY:

|     |   |          |
|-----|---|----------|
| E-5 | "Your Art Class Rides a Swan". Carousel swan and pink.        | 8 pages. |
| E-6 | "Your Art Class Travels to Africa". The background in art.    | 8 pages. |
| E-7 | "Your Art Class Has Lilac Memories". Composition and lilacs.  | 8 pages. |
| E-8 | "Your Art Class Masks for Mardi Gras". Masks and decorations. | 8 pages. |

#### MARCH:

|      |  |          |
|------|--|----------|
| E-9  | "Your Art Class Goes Lime for Zebras". Lime Green Carousel | 9 pages. |
| E-10 | "Your Art Class has Lucky Shamrocks". Shamrocks, and grids | 8 pages. |
| E-11 | "Your Art Class has tones of blooms". Tones of color       | 8 pages. |
| E-12 | "Your Art Class Cruises". Cruises with a riverboat.        | 8 pages. |
| E-13 | "Your Art Class Rolls". Shape and bicycles.                | 9 pages. |

# your **ART** class

one lesson • one hour • once a week

Series E, 1st Qtr, Week 1:

## Your Art Class Prances


Series E of Your Art Class revolves around Carousels across the world and carousel animals that we love to ride. Series E also concentrates on the emotions that different colors evoke. The emotions of color that Your Art Class uses are based on the Color Theory of Mark Rothko. For the month of January the prancing carousel horse and black are featured. The emotions for January are from black; discipline, control, and elegance. The suggested carousel to visit is the Wilhelmsbad Park Carousel in Hanau Germany. Built in 1780, it was first powered by oxen. So ride your carousel horse and enjoy January birthdays.

**Copy one of the black and white drawings on cardstock or draw your own carousel horse prancing. A prancer has two legs down and two legs prancing. Many people collect carousel horses or figurines.**


Music Suggestion: The theme from the movie, "Black Stallion" would be great to listen to and the movie is great for any age. Another suggestion is "Thank you for being you" by Jake Banfield, a compilation tribute to Mr. Rogers. A high energy song is "Pony Time" with Chubby Checker.

Enrichment: Mark Rothko (1903-1970) was an American abstract painter born in Latvia. Rothko was influenced by and promoted emotions in his art. He used large areas of color to create emotions. Many of his works are untitled and some of the titles are No. 8, No. 9, No. 10. Another artist of interest is Almeron Newman who has a photo of tribute to 8 million horses who died in World War 1. Artist Rufino Tamayo did "Lion and Horse." The horse has a carousel horse expression.

Aspect of Art: **Black:** is not a primary color. It is actually no color in the absence of light. When added to a color black creates a shade of that color. Black is the opposite of white. The emotion it evokes is discipline, control, and elegance.





January  
Black : discipline  
control, elegance






PRANCER









Black Stallion

# your **ART** class

one lesson • one hour • once a week

## Series E, Week 2: Your Art Class does a Flower Pop UP

The object of this lesson is to have fun with flowers. The flowers are called “Contempo” which is short for Contemporary. They could also be referred to as abstract flowers because the nature of the flower is abstracted. They could be called geometric flowers because several of the shapes are geometrical. One student called them “Pop up Flowers” because they popped up out of nowhere. Another term for this style is Modern, as in modern art. These contemporary flowers are not realistic, but the flowers are fun and colorful like Your Art Class.

**This lesson is always fun. Copy one of the black and white drawings onto cardstock or draw your own contemporary flowers on card stock. Start with the shape of the flowers, or start with the vase. Do the stems last in case you decide to add more flowers, you don't want the stems in your way. Let your mind pop up with unique ideas for flowers.**

Music Suggestion: “Flowers” by Miley Cyrus is a contemporary song. It is an empowering song. She sings about buying her own flowers and Your Art Class is about making your own flowers.

Enrichment: Mandy Pattulo is a UK textile artist whose “Flowers Contemporary” is very interesting. Also study Gabriel Munter (1877-1962) “Flowers in a Vase.” Tove Jansson (1914-2001) is interesting Finish novelist and Illustrator whose “Happy Easter! Moomin” contains a lovely contemporary bouquet. Also check out Pablo Picasso’s “Blue Flowers in a Vase;” Andy Warhol’s “Flowers;” and Odin Redon’s “Grand Bouquet.”

Aspect of Art: **Contemporary:** This style of art refers to any current or modern day artwork. There are many contemporary artists working today, such as, Your Art Class students. It also refers to artistic style that was unique and modern for its time.

# Enjoyed this sample?

---

This is a preview of:

## "Series E Quarter 1 (13 Weeks)"

The full lesson pack includes all 13 weeks of art lessons, ready to print and use in your classroom or at home.

**Download the complete quarter here:**

<https://shop.yourartclass.net/products/series-e-quarter-1>

Type the address above into your browser, or visit [yourartclass.net](https://yourartclass.net) to browse all lessons.