


your **ART** class
one lesson • one hour • once a week





your **ART** class
one lesson • one hour • once a week

Series C, January-February-March

First Quarter of the Year

C-Weeks 1 – 13

Balloons of the Month with a Variety of Subjects

- 106 pages, 39 printable color examples
- 59 printable black and white drawings

C-1	“Your Art Class is a Loving Shiny Star”. Neutral Colors.	11 pages.
C-2	“Your Art Class is as Graceful as a Swan.” Reflection.	7 pages.
C-3	“Your Art Class Plants a Terrarium.” Shape.	8 pages.
C-4	“Your Art Class Enjoys Hawks and Dragons.” Symmetry.	8 pages.
C-5	“Your Art Class Inflates a Balloon Bouquet for February.” Red.	8 pages.
C-6	“Your Art Class Loves a Rose Tussie Mussie.” Unity.	9 pages.
C-7	“Your Art Class Becomes a Butterfly Masquerade.” Variation.	8 pages.
C-8	“Your Art Class Has a Sweet Tooth.” Theme in artwork.	7 pages.
C-9	“Your Art Class is Growing Shamrocks.” The color Green.	9 pages.
C-10	“Your Art Class Climbs a Magnolia Tree.” Landscape.	8 pages.
C-11	“Your Art Class Travels to St. Basil’s Cathedral.” Line.	7 pages.
C-12	“Your Art Class Sees an Egret, a Crane, or a Heron.” Contrast.	9 pages.
C-13	“Zig Zag for Your Art Class.” Repetition and Design.	7 pages.



your **ART** class
one lesson • one hour • once a week

Balloons

Series C, 1st Qtr, Week 1: **Your Art Class is a Loving Shiny Star**


There are balloons that are used for medical, practical, and even military purposes. However most of us like balloons because they are fun. Series C for Your Art Class revolves around the different balloons for each month. January is a loving shiny star, floating to the top of the ceiling on New Year's Eve with the strings hanging down. Neutral colors are the aspect of color this lesson deals with. Like the neutral colors Your Art Class January birthdays can be a loving shiny star without being a showoff. That's what great about January!

To begin, try drawing circular and star balloons rising. This lesson is about the uplifting nature of balloons and stars, so combine them together. You can start with one of the black and white drawings and print it on card stock paper. When you are finished try giving your work a title.

Music Suggestion: "Shining Star" by the Manhattans is a great song. The group came from New Jersey and since 1965 had 45 hits with 12 in the top 10. Another group that had a song titled "Shining Star" is Earth, Wind, and Fire." Their song was released in 1975. Many recording artists have songs with stars in the lyrics because they are wondrous and uplifting.

Enrichment: Try NASA's poster of the stars. There are many posters and depictions of the different constellations. On a clear night, looking at the stars is one of the best enrichment activities Your Art Class can do. A great balloon enrichment is to look up the Albuquerque International Balloon Festival that takes place in New Mexico in October every year since 1971. It claims to be the largest hot air balloon festival in the world!


Aspect of Art: Neutral colors: For Your Art Class, the neutral colors are grey, beige, black white, tan, metallic gold and silver. These colors when mixed with the primary colors, give a shade, tone, or tint of that color.





JANUARY Loving Shiny Star




Star bright











straight up

Enjoyed this sample?

This is a preview of:

"Series C, Quarter 1 (13 Weeks)"

The full lesson pack includes all 13 weeks of art lessons, ready to print and use in your classroom or at home.

Download the complete quarter here:

<https://shop.yourartclass.net/products/series-c-quarter-1-collection>

Type the address above into your browser, or visit yourartclass.net to browse all lessons.