


your **ART** class

one lesson • one hour • once a week



your **ART** class
one lesson • one hour • once a week

Welcome to Your Art Class

Lesson Plan Workbook

My name is Connie Chapman and I created Your Art Class. I was born in Mobile, Alabama and moved to New Orleans where I lived for fifty years. I graduated from Loyola University with a Bachelor's degree in Elementary Education and I have been painting, teaching, illustrating, designing and involved in art ever since. I have two grown children, Catie and Chris. I moved back across the Bay from Mobile, to Fairhope, Alabama in 2016, where I currently live with my daughter and two of my four grandchildren, still involved in art.

Art is a process, welcome to getting involved in the process with Your Art Class.

Sincerely,

Connie Chapman

Contact information:

cbconniechap15@gmail.com

549 Musket Ave.

Fairhope, Alabama 36532

(504) 435-0450

All rights reserved. Copyright c 2014 Connie Chapman

your **ART** class

one lesson • one hour • once a week

Your Art Class is designed to help students learn about a variety of subjects through art. The subjects in turn help students to learn aspects of art. Some students, parents, guides, or teachers may be intimidated by art. **Your Art Class** offers a budding artist the opportunity to begin where they are. Lessons give students the option of drawing the subject on their own or completing a basic black and white drawing.

Art is a process. **Your Art Class** gets students involved in the process.

Techniques from **Your Art Class** have been used by individuals, families, schools, rehab hospitals, camps, and nursing facilities. In the classroom, **Your Art Class** provides creative cross-curriculum enrichment. **Your Art Class** lessons are for those who “can’t draw.” Those who can draw appreciate the examples, information, ideas, and challenge.

Each lesson plan of **Your Art Class** offers:

- An introduction of the subject with interesting information, which sparks interesting discussions.
- Several beginning black and white drawings of the subject. This eliminates the blank sheet of paper that stops many aspiring artists before they get started. Students may use the samples for direction or come up with their own composition of the subject.
- Several color samples of completed lessons are for inspiration.
- A Music suggestion to play during lesson and tap into the creative mind.
- An art appreciation suggestion for further enrichment and exploration.
- The aspect of art used in the lesson. The term and what it means.

Art is Fun! **Your Art Class** Lesson plans take anywhere from 30 minutes to an hour and a half to complete. Enjoy, Encourage, Enjoy, Encourage, Enjoy, Encourage

your ART class
one lesson • one hour • once a week

Series A, First Quarter of the Year

A-Weeks 1 – 13

Flowers of the Month with a Variety of Subjects
Covering different Aspects of Art, Enrichment, Music Suggestions

- 108 pages, 39 printable color examples
- 56 printable black and white drawings
- 9 additional bonus pages with 6 black and white drawings

A-1	“Your Art Class Enjoys the January Flowers”. Symbolism.	8 pages.
A-2	“Your Art Class Travels to Paisley”. Repetition with paisley design.	7 pages.
A-3	“Your Art Class is Cold Blooded”. An alligator shows variation.	8 pages.
A-4	“Your Art Class Visits Paris”. Perspective using the Eifel tower.	7 pages.
A-5	“Your Art Class Appreciates February Flowers”. 7 elements of Art.	8 pages.
A-6	“Your Art Class Grows Love”. A heart tree with symmetry.	8 pages.
A-7	“Your Art Class is a Busy Bee”. A Beehive demonstrates design.	8 pages.
A-8	“Your art Class Rules”. Crowns for Mardi Gras reveal theme.	11 pages.
A-9	“Your Art Class Marches”. Shading using March flowers	8 pages.
A-10	“Your Art Class Gets a Little Irish”. Fantasy and green leprechauns	9 pages.
A-11	“Your Art Class is Fishy”. Fish tails and fins and the color wheel	8 pages.
A-12	“Your Art Class Fiddles”. Violin relates to rhythm in art.	8 pages.
A-13	“Your Art Class Decorates Pysanka”. Easter eggs with lines.	10 pages.
Extra	“Your Art Class Gets Organized”. Portfolio binders and design.	9 pages.

your **ART** class
one lesson • one hour • once a week

Series A, Week One:

*YOUR ART CLASS ENJOYS
THE JANUARY FLOWERS OF THE MONTH*

The flowers that represent the month of January are the carnation and the snowdrop. The carnation is symbolic of love and the snowdrop is symbolic of hope and beauty. According to the flowers, the beginning of the year starts with love, hope, and beauty. How wonderful to be born in the month of January.

For students who are able to create their own compositions start with a blank sheet of paper. For students who are intimidated by a blank sheet of paper, print one of the black and white drawings. Acid free card stock is recommended.

Music Suggestion: One suggestion is Marty Robbins, "A white sports coat and a pink carnation." Maybe Your Art Class has some suggestions.

Enrichment: Look up "Bouquet" by Jan Bruegel the Elder in 1603. He is a famous Flemish Floral artist. The Flemish are from the northern portion of Belgium which is called Flanders. Many Flemish and Dutch artists painted lush bouquets of flowers.

Aspect of ART: **Symbolism:** anything that represents something else.




carnations



snowdrops

January









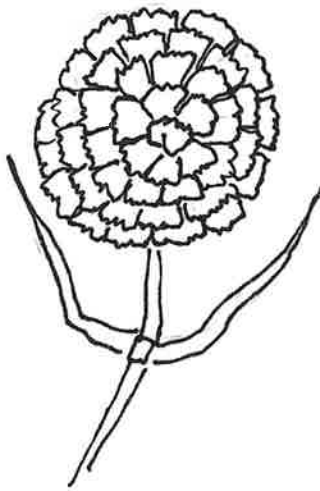
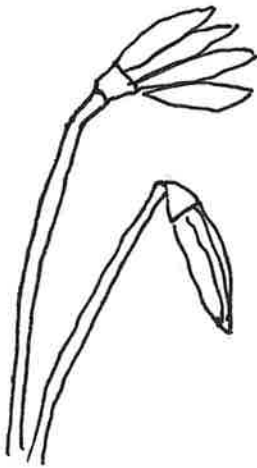



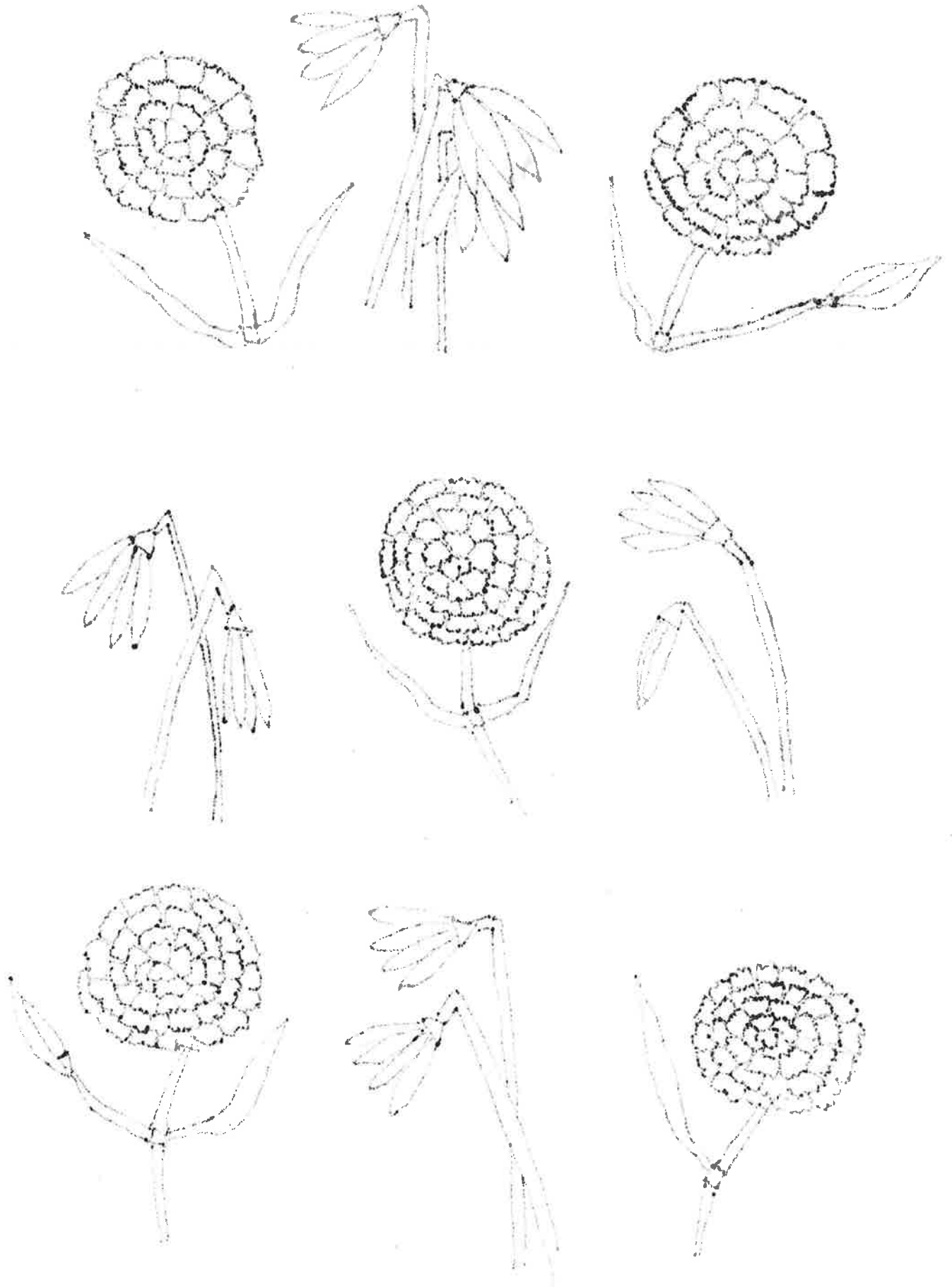
carnations



snowdrops

January





A-1-b

Enjoyed this sample?

This is a preview of:

"Series A Quarter 1 (13 Weeks)"

The full lesson pack includes all 13 weeks of art lessons, ready to print and use in your classroom or at home.

Download the complete quarter here:

<https://shop.yourartclass.net/products/series-a-total-collection>

Type the address above into your browser, or visit yourartclass.net to browse all lessons.