


your **ART** class

one lesson • one hour • once a week





your ART class
one lesson • one hour • once a week

Series A, Third Quarter of the Year


A-Weeks 27 – 39

Flowers of the Month with a Variety of Subjects

Covering different Aspects of Art, Enrichment, Music Suggestions

- 105 pages, 39 printable color examples
- 53 printable black and white examples

| | | |
|------|--|-----------|
| A-27 | “Your Art Class Blooms in July”. The directional plane in artwork. | 8 pages. |
| A-28 | “Your Art Class Finds a Nautilus Shell”. Contemporary artwork. | 9 pages. |
| A-29 | “Your Art Class Rides the Streetcar Line”. The foreground. | 8 pages. |
| A-30 | “Your art Class Decorates an Elephant”. Decoration is presented. | 7 pages. |
| A-31 | “Your Art Class is Glad to Pop in August”. Complementary colors. | 8 pages. |
| A-32 | “Your Art Class Builds a Sandcastle”. Pen and ink technique. | 7 pages. |
| A-33 | “Your Art Class Sees a Seahorse”. The idea of minimalism. | 8 pages. |
| A-34 | “Your Art Glass Class”. Primary and analogous colors with bottles. | 8 pages. |
| A-35 | “Your Art Class Has a Shady September”. Shades of colors. | 7 pages. |
| A-36 | “Your Art Class is Bugged”. Bugs are used to emphasize theme. | 8 pages. |
| A-37 | “Your Art Class Kicks”. A sport shoe shows negative space. | 8 pages. |
| A-38 | “Your Art Class Rides into the Sunset”. A horse reveals variation. | 10 pages. |
| A-39 | “Your Art Class Stores an Acorn”. Color value is seen in acorns. | 9 pages. |



your **ART** class
one lesson • one hour • once a week

Welcome to Your Art Class

Lesson Plan Workbook

My name is Connie Chapman and I created Your Art Class. I was born in Mobile, Alabama and moved to New Orleans where I lived for fifty years. I graduated from Loyola University with a Bachelor's degree in Elementary Education and I have been painting, teaching, illustrating, designing and involved in art ever since. I have two grown children, Catie and Chris. I moved back across the Bay from Mobile, to Fairhope, Alabama in 2016, where I currently live with my daughter and two of my four grandchildren, still involved in art.

Art is a process, welcome to getting involved in the process with Your Art Class.

Sincerely,

Connie Chapman

Contact information:

cbconniechap15@gmail.com

549 Musket Ave.

Fairhope, Alabama 36532

(504) 435-0450

All rights reserved. Copyright c 2014 Connie Chapman

your **ART** class

one lesson • one hour • once a week

Your Art Class is designed to help students learn about a variety of subjects through art. The subjects in turn help students to learn aspects of art. Some students, parents, guides, or teachers may be intimidated by art. **Your Art Class** offers a budding artist the opportunity to begin where they are. Lessons give students the option of drawing the subject on their own or completing a basic black and white drawing.

Art is a process. **Your Art Class** gets students involved in the process.

Techniques from **Your Art Class** have been used by individuals, families, schools, rehab hospitals, camps, and nursing facilities. In the classroom, **Your Art Class** provides creative cross-curriculum enrichment. **Your Art Class** lessons are for those who “can’t draw.” Those who can draw appreciate the examples, information, ideas, and challenge.

Each lesson plan of **Your Art Class** offers:

- An introduction of the subject with interesting information, which sparks interesting discussions.
- Several beginning black and white drawings of the subject. This eliminates the blank sheet of paper that stops many aspiring artists before they get started. Students may use the samples for direction or come up with their own composition of the subject.
- Several color samples of completed lessons are for inspiration.
- A Music suggestion to play during lesson and tap into the creative mind.
- An art appreciation suggestion for further enrichment and exploration.
- The aspect of art used in the lesson. The term and what it means.

Art is Fun! **Your Art Class** Lesson plans take anywhere from 30 minutes to an hour and a half to complete. Enjoy, Encourage, Enjoy, Encourage, Enjoy, Encourage

your ART class

one lesson • one hour • once a week

Series A, Week 27:

Your Art Class Blooms in July


Summer is in full swing in July. Flowers are blooming and the sun is shining. The flowers of the month for July are the sunflower, larkspur and the water lilies. The sunflower reminds us of the healing powers of the sun. The water lily floats on the water so carefree joyfully revealing those wonderful qualities. The larkspur blooms abundantly reminding us of an open heart full of possibility. So enjoy all the joys of July as the flowers show warmth, healing, carefree, joyful, open hearts, and possibilities.


For a starting point print the black and white drawing you want to begin with or draw your own composition of July flowers. Maybe you could visit a pond with water lilies or a garden with sunflowers and/or larkspur. I suggest 100% acid free card stock.


Music Suggestion: “Those Lazy, Hazy, Crazy Days of Summer” by Nat King Cole is a great song, capturing the mood of summer. He first recorded it in 1963 and it can be found on the album by the same name.


Enrichment: Just as Nat King Cole’s song is a classic for summer, Monet’s classic series of water lily paintings are recognized as garden splendor. Claude Monet (1840-1926) painted over 250 paintings of his pond full of water lilies at his home, Giverny in France. Monet is known as an outstanding impressionist, plein-air artist. Painting outside in the air he captured his impressions of his fabulous gardens.

Aspect of Art: In addition to enjoying Impressionism, you may be interested in the color samples in this lesson. They emphasize the aspect of art known as the Directional Plane: Refers to the movement that a piece of artwork can have. Water has a left to right or right to left direction. Notice the directional plane in artwork!










sunflower



Larkspur




July




Waterlily




sunflower



Larkspur



July



Waterlilly



Enjoyed this sample?

This is a preview of:

"Series A Quarter 3 (13 Weeks)"

The full lesson pack includes all 13 weeks of art lessons, ready to print and use in your classroom or at home.

Download the complete quarter here:

<https://shop.yourartclass.net/products/series-a-third-quarter-complete>

Type the address above into your browser, or visit yourartclass.net to browse all lessons.