


your **ART** class
one lesson • one hour • once a week





your ART class
one lesson • one hour • once a week

Series A, Fourth Quarter of the Year

A-Weeks 40 – 52

Flowers of the Month with a Variety of Subjects

Covering different Aspects of Art, Enrichment, Music Suggestions

- 103 pages, 39 printable color examples
- 51 printable black and white examples

A-40	“Your Art Class Has Warm October Flowers”. Warm colors.	7 pages.
A-41	“Your Art Class Illuminates”. Borders, backgrounds, butterfly.	9 pages.
A-42	“Your Art Class Fills a Wheelbarrow”. Mixing browns and pumpkins.	8 pages.
A-43	“Your Art Class Celebrates the Day of the Dead”. Traditional designs.	9 pages.
A-44	“Your Art Class Has Been Sealed”. Presidential Seal and symbolism.	8 pages.
A-45	“Your Art Class Flowers See the Light in November”. Light source.	7 pages.
A-46	“Your Art Class Finds King Tut”. Importance of history with art.	7 pages.
A-47	“Your Art Class Gobbles”. Large turkey reveals mixed media.	7 pages.
A-48	“Your Art Class Weaves a Rug”. Pointillism and Realism.	6 pages.
A-49	“Your Art Class Arranges December Flowers”. Hues of Color.	9 pages.
A-50	“Your Art Class Enjoys a Starry Night”. Stars and Post Impressionism.	9 pages.
A-51	“Your Art Class Has a Sweet Christmas”. White with Candy canes.	10 pages.
A-52	“Your Art Class Stains Glass”. Intensity and a stain glass window.	7 pages.

your **ART** class
one lesson • one hour • once a week

Welcome to Your Art Class

Lesson Plan Workbook

My name is Connie Chapman and I created Your Art Class. I was born in Mobile, Alabama and moved to New Orleans where I lived for fifty years. I graduated from Loyola University with a Bachelor's degree in Elementary Education and I have been painting, teaching, illustrating, designing and involved in art ever since. I have two grown children, Catie and Chris. I moved back across the Bay from Mobile, to Fairhope, Alabama in 2016, where I currently live with my daughter and two of my four grandchildren, still involved in art.

Art is a process, welcome to getting involved in the process with Your Art Class.

Sincerely,

Connie Chapman

Contact information:

cbconniechap15@gmail.com

549 Musket Ave.

Fairhope, Alabama 36532

(504) 435-0450

All rights reserved. Copyright c 2014 Connie Chapman

your **ART** class

one lesson • one hour • once a week

Your Art Class is designed to help students learn about a variety of subjects through art. The subjects in turn help students to learn aspects of art. Some students, parents, guides, or teachers may be intimidated by art. **Your Art Class** offers a budding artist the opportunity to begin where they are. Lessons give students the option of drawing the subject on their own or completing a basic black and white drawing.

Art is a process. **Your Art Class** gets students involved in the process.

Techniques from **Your Art Class** have been used by individuals, families, schools, rehab hospitals, camps, and nursing facilities. In the classroom, **Your Art Class** provides creative cross-curriculum enrichment. **Your Art Class** lessons are for those who “can’t draw.” Those who can draw appreciate the examples, information, ideas, and challenge.

Each lesson plan of **Your Art Class** offers:

- An introduction of the subject with interesting information, which sparks interesting discussions.
- Several beginning black and white drawings of the subject. This eliminates the blank sheet of paper that stops many aspiring artists before they get started. Students may use the samples for direction or come up with their own composition of the subject.
- Several color samples of completed lessons are for inspiration.
- A Music suggestion to play during lesson and tap into the creative mind.
- An art appreciation suggestion for further enrichment and exploration.
- The aspect of art used in the lesson. The term and what it means.

Art is Fun! **Your Art Class** Lesson plans take anywhere from 30 minutes to an hour and a half to complete. Enjoy, Encourage, Enjoy, Encourage, Enjoy, Encourage



your **ART** class
one lesson • one hour • once a week

Series A, Week 40: Your Art Class has Warm October Flowers

The flowers for October are cosmos and marigolds. Cosmos represent peace and tranquility. Marigolds are associated with creativity and passion. The warmth of peace and the warmth of passion are represented in this lesson with warm colors. The warm colors are yellow, orange, and red. Combinations of these colors as well as grays and tans mixed with these colors completes the warm palette. October is a great month to appreciate tranquility as well as passion, peace and creativity.

As usual 100% acid free card stock is suggested. Draw your marigolds and/or cosmos flowers or print one of the black and white drawings. Two of the color samples are done exactly the same, only the background color is different. Same but different.

Music Suggestion: Try “Inch Worm” with marigold in the lyrics by Paul McCartney; “Marigold Sky” by Daryl Hall and John Oates; and “Fields of Marigold” by Frank Black. I challenge Your Art Class to find some “Cosmos” songs.

Enrichment: From Vienna, Austria Koloman Moser (1868-1918) painted “Marigolds” in 1909. The art work reveals a variety of marigolds growing. Kate Kos, a Polish artist living in Ireland reveals cosmos with other flowers blooming in “Bliss.” Their styles are so different!

Aspect of Art: The warm colors! Refers to color that helps the artist to create a feeling of warmth. The warm colors are yellows, oranges, and reds. Some grays and beiges are considered warm because yellows are mixed in with the gray and beige colors.

Cosmos



Marigold



October



Cosmos



Marigold



October







Cosmos



Marigold



October

Enjoyed this sample?

This is a preview of:

"Series A Quarter 4 (13 Weeks)"

The full lesson pack includes all 13 weeks of art lessons, ready to print and use in your classroom or at home.

Download the complete quarter here:

<https://shop.yourartclass.net/products/series-a-quarter-4-collection>

Type the address above into your browser, or visit yourartclass.net to browse all lessons.